

FACT SHEET 7

WAGERING

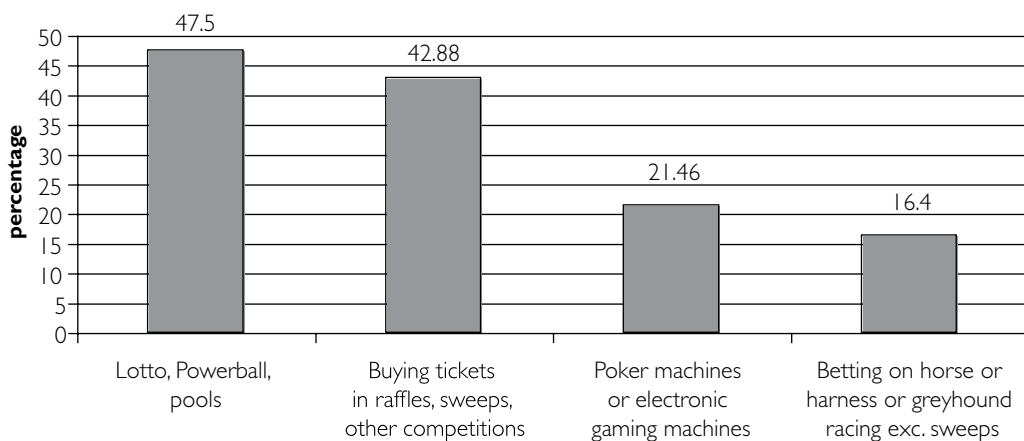
PARTICIPATION IN HORSE, HARNESS RACING OR GREYHOUND BETTING – EXCLUDING SWEEPS – ALL VICTORIAN ADULTS

In total, approximately 73% of Victorian adults reported participating in some form of gambling in the past 12 months. In the past 12 months, 16.4 per cent of Victorian adults have bet on horse or harness racing or greyhounds – excluding sweeps. This is also the fourth highest-participation gambling activity in Victoria.

Males are significantly more likely to bet on horse/harness/greyhound racing – excluding sweeps, compared to females.

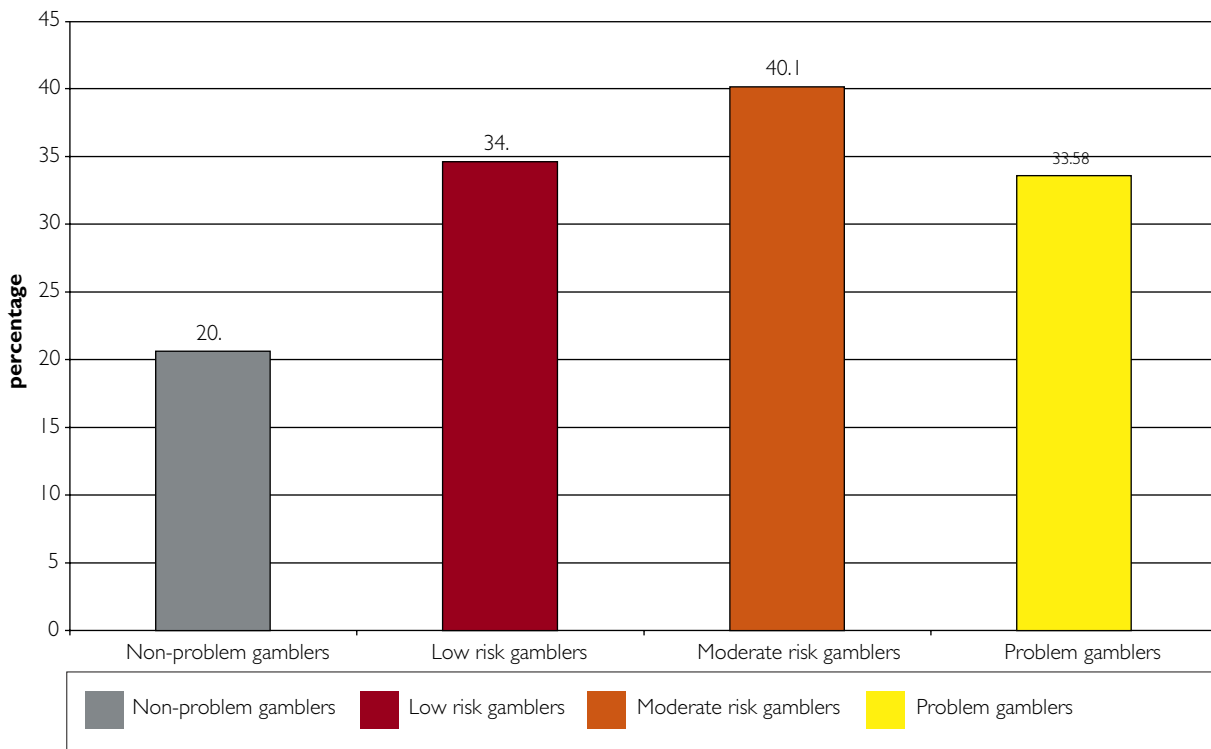
Approximately 40% of moderate risk gamblers participate in betting on horse or harness racing or greyhounds – excluding sweeps. This is the highest participation of all risk segments. In comparison, problem gamblers and low risk gamblers have similar levels of participation in this gambling activity (33.58% and 34.61% respectively).

FIGURE A. TOP FOUR HIGHEST-PARTICIPATION GAMBLING ACTIVITIES FOR VICTORIAN ADULTS IN THE PAST 12 MONTHS



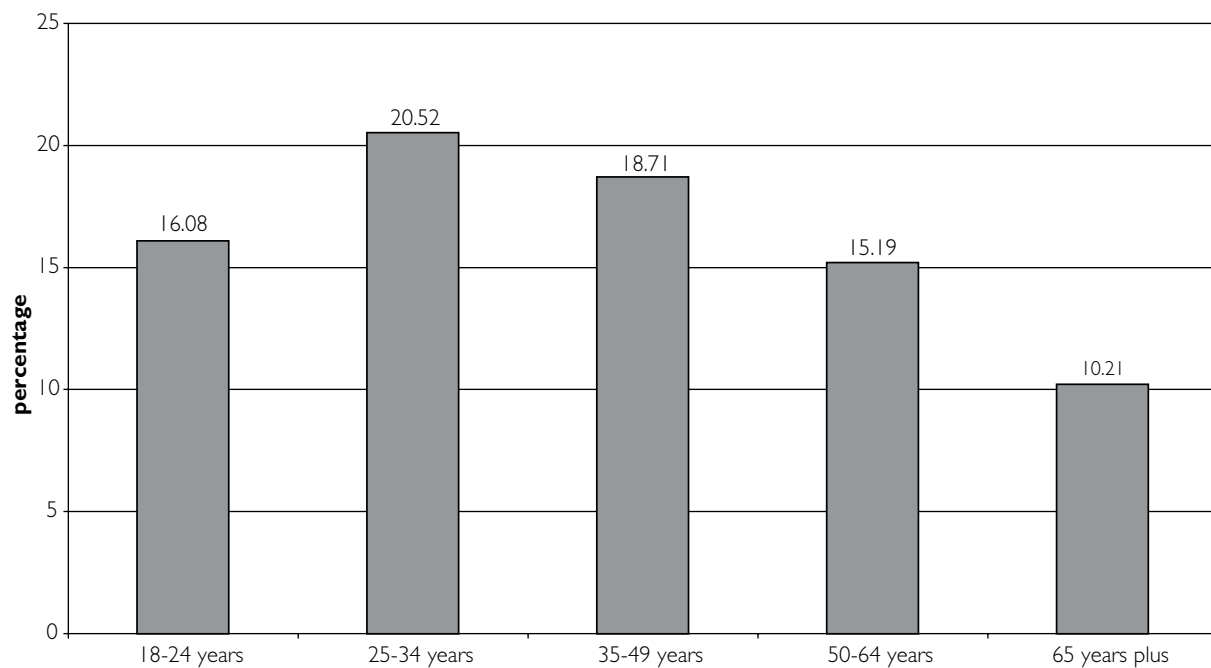
a. Question – On which of the following activities have you spent any money on in the past 12 months? (Base: All Victorian adults)

FIGURE B. PARTICIPATION IN HORSE, HARNESS RACING OR GREYHOUND BETTING – EXCLUDING SWEEPS IN THE PAST 12 MONTHS – BY RISK CATEGORY



The age groups of 25 to 34 years (20.52%) and 35 to 49 years (18.71%) are higher in their participation in horse, harness racing or greyhounds – excluding sweeps, compared with the Victorian adult population (16.4%).

FIGURE C. PARTICIPATION IN HORSE, HARNESS RACING OR GREYHOUND BETTING – EXCLUDING SWEEPS IN THE PAST 12 MONTHS – BY AGE

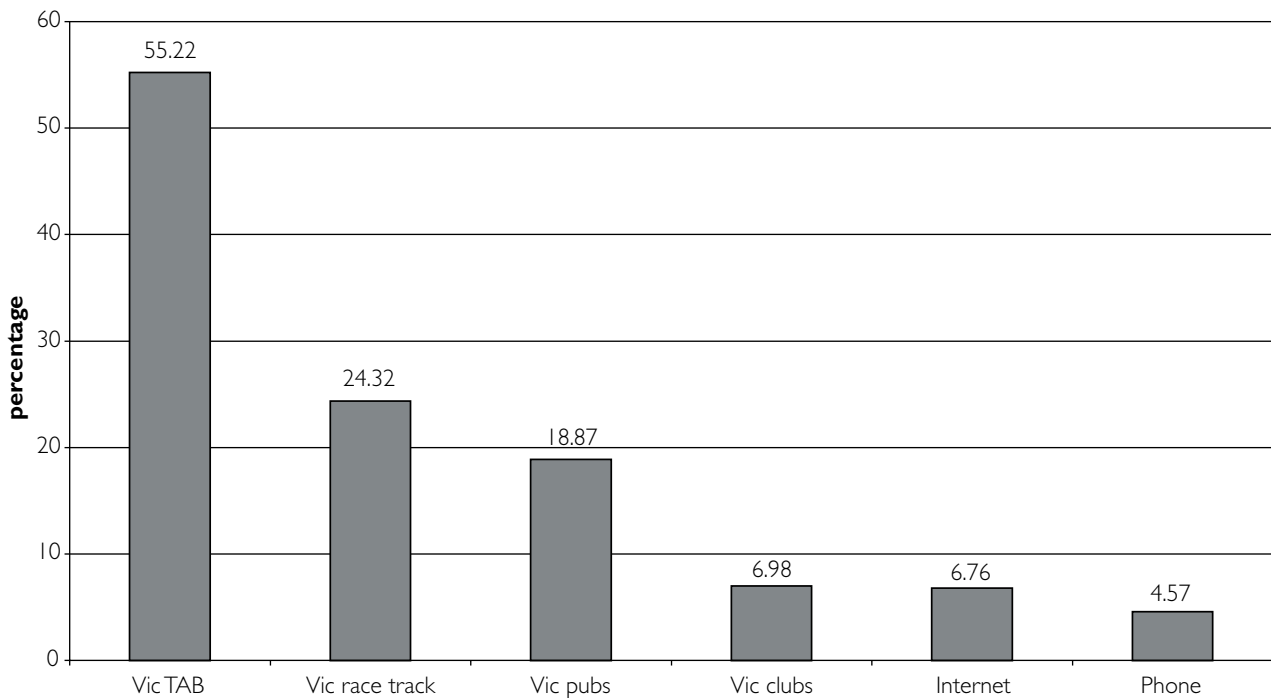


PARTICIPATION IN HORSE, HARNESS RACING OR GREYHOUND BETTING – EXCLUDING SWEEPS – ALL VICTORIAN ADULTS BY CHANNELS

Adults who engaged in betting on horse, harness or greyhound racing – excluding sweeps were asked the methods or access channels by which they placed their bets in the previous 12 months. Multiple responses were allowed.

Victorian TAB outlets (55.22%), the racetrack (24.32%), pubs (18.87%) and clubs (6.98%) are the highest-participation access channels for betting on horse, harness racing or greyhounds – excluding sweeps. The internet is used by 6.76% of adults and 4.5% also used the telephone to place bets.

FIGURE D. PARTICIPATION IN HORSE, HARNESS RACING OR GREYHOUND BETTING – EXCLUDING SWEEPS IN THE PAST 12 MONTHS – BY MAJOR ACCESS CHANNELS



a. Question – Did you place your bets at...? (Base: Adults who have engaged in betting on horse/harness or greyhound racing – excluding sweeps – in the past 12 months)

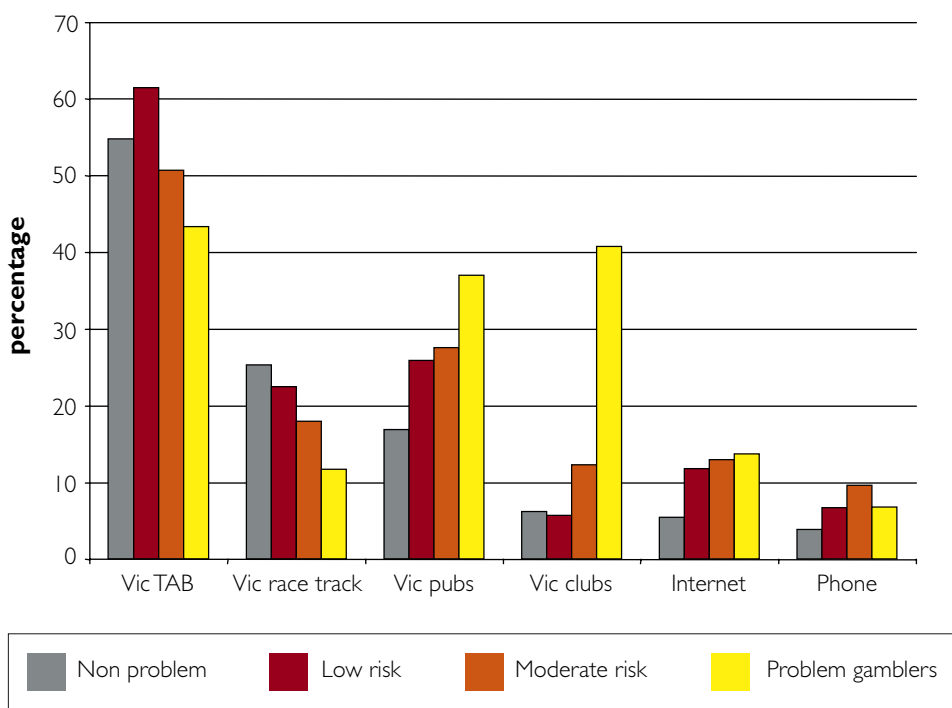
All risk segments mostly used Victorian TAB outlets for their horse, harness racing or greyhound betting.

Compared to non-problem gamblers, both moderate risk and problem gamblers were significantly more likely to bet on horse/harness/greyhound racing in clubs and in pubs. Compared to non-problem gamblers, moderate risk gamblers were significantly more likely to use phone betting and internet betting to place wagering bets.

In addition, compared to non-problem gamblers, moderate risk gamblers were significantly more likely to bet off-track with a bookmaker.

Interestingly, approximately 3.85% of non-problem gamblers use telephone betting to place bets. This is also generally lower than telephone betting in the higher risk segments.

FIGURE E. PARTICIPATION IN HORSE, HARNESS RACING OR GREYHOUND BETTING – EXCLUDING SWEEPS IN THE PAST 12 MONTHS – CHANNELS ACCESSED BY RISK CATEGORIES



PARTICIPATION IN HORSE, HARNESS RACING OR GREYHOUND BETTING – EXCLUDING SWEEPS – AS HIGHEST-SPEND GAMBLING ACTIVITY

Over 10% of gamblers indicated horse, harness racing or greyhound betting as the gambling activity on which they spent the most money in the past twelve months.

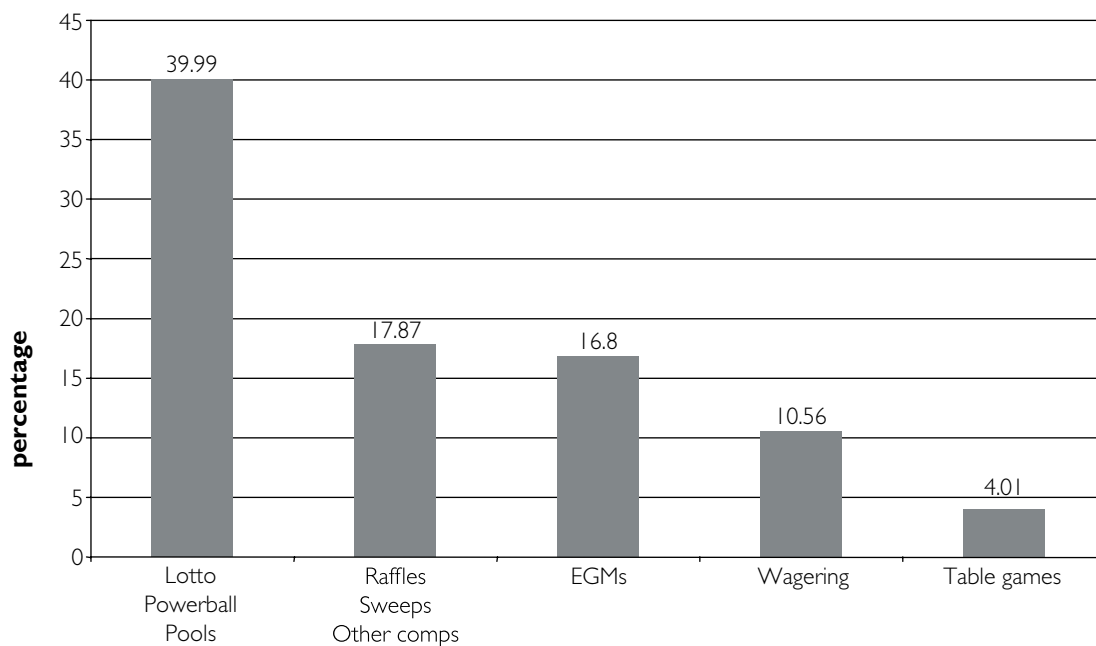
METHODS OF BETTING – ADULTS REPORTING HORSE, HARNESS RACING OR GREYHOUND BETTING – EXCLUDING SWEEPS – AS HIGHEST-SPEND GAMBLING ACTIVITY

Adults mentioning horse/harness racing/greyhounds as their highest-spend activity were asked to mention the top three ways they placed their wagering bets. Win/place bets (65.63%), each way (28.84%) and trifectas (26.39%) were the most favoured bets. However; compared to non-problem gamblers, problem gamblers were significantly less likely to bet each way, but significantly more likely to place:

- trifectas
- quinella bets
- multi-bets
- Exacta bets

This appears to suggest that some problem gamblers are more inclined to place bets on products which are likely to have a higher dividend.

FIGURE F. HIGHEST-SPEND GAMBLING ACTIVITIES IN THE PAST 12 MONTHS – ALL VICTORIAN ADULTS



a. Question – In the past 12 months, did you mostly spend money on...