

## FACT SHEET 4

# PREVALENCE, AGE AND GENDER

### BACKGROUND

All gamblers in this study were administered the nine scored questions from the Problem Gambling Severity Index (PGSI), which is a subscale of the Canadian Problem Gambling Index (CPGI). There were approximately 11,000 gamblers identified from the total study sample of 15,000.

The PGSI categorises gamblers into the following risk segments: problem gamblers; moderate risk gamblers; low risk gamblers; and non-problem gamblers.

Of the total 15,000 survey participants, 5,850 (39%) were male and 9,150 were female (61%). The survey data was weighted to reflect the Victorian adult population profile for age and gender.

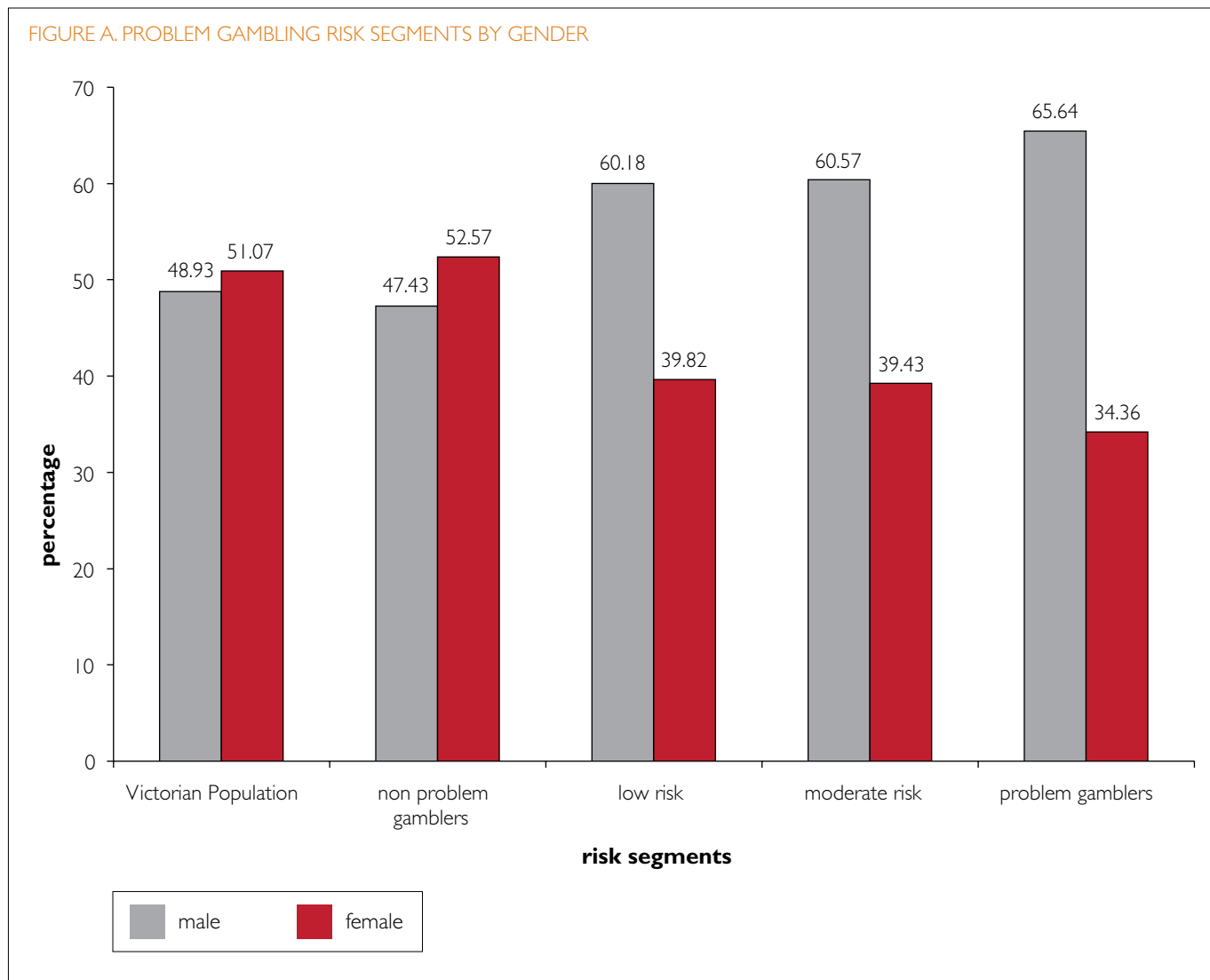
### PREVALENCE OF PROBLEM GAMBLING – BY GENDER

The prevalence of problem gambling within males and females is summarised in the table below. Results showed that males (0.95%) are significantly more likely to be problem gamblers than females (0.47%).



RISK FOR PROBLEM GAMBLING	ADULT FEMALES (%)	ADULT MALES (%)
Problem gamblers	0.47	0.95
Moderate risk	1.82	2.92
Low risk	4.44	7.01
Non-problem gamblers	66.19	62.34
Non gamblers	27.07	26.78

The gender profile of each of the problem gambling risk segments is shown in the table below. This shows the proportion of males tends to increase towards the higher end of the problem gambling risk levels.



The data for this study were weighted to be representative of the Victorian population. Where the Victorian population, it is for the purpose of illustrating the comparability of the study results with the Victorian population.

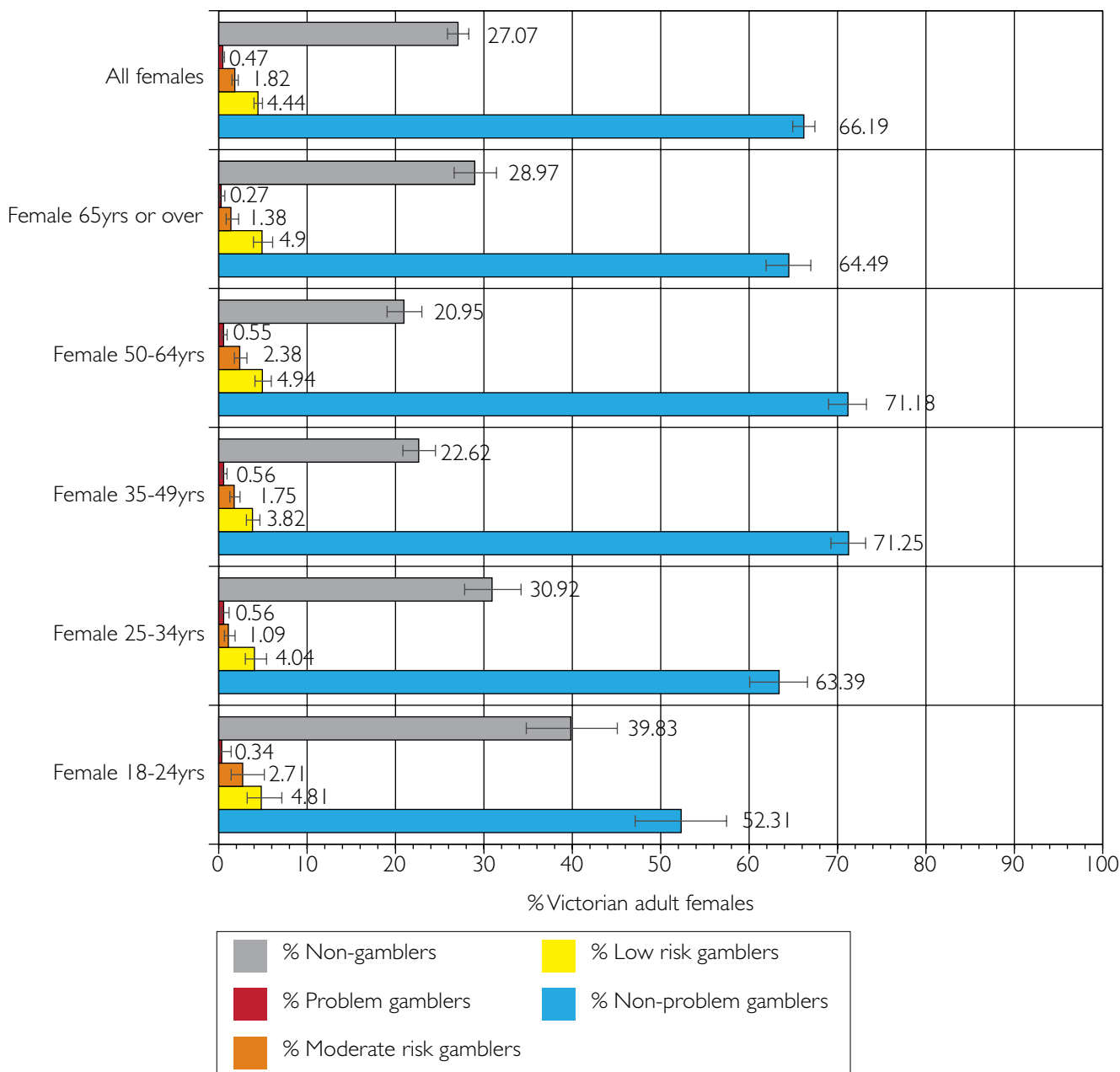
**PREVALENCE OF PROBLEM GAMBLING – BY GENDER AND AGE**

Within males, the 25-34 year age group has the highest prevalence of problem gambling (1.42%) and the 50-64 year age group has the second highest prevalence (1.07%).

Within females, the 25-34 year age group had the highest prevalence of problem gambling along with the 35-49 year age group (each 0.56%), closely followed by the 60-64 year age group (0.55%).

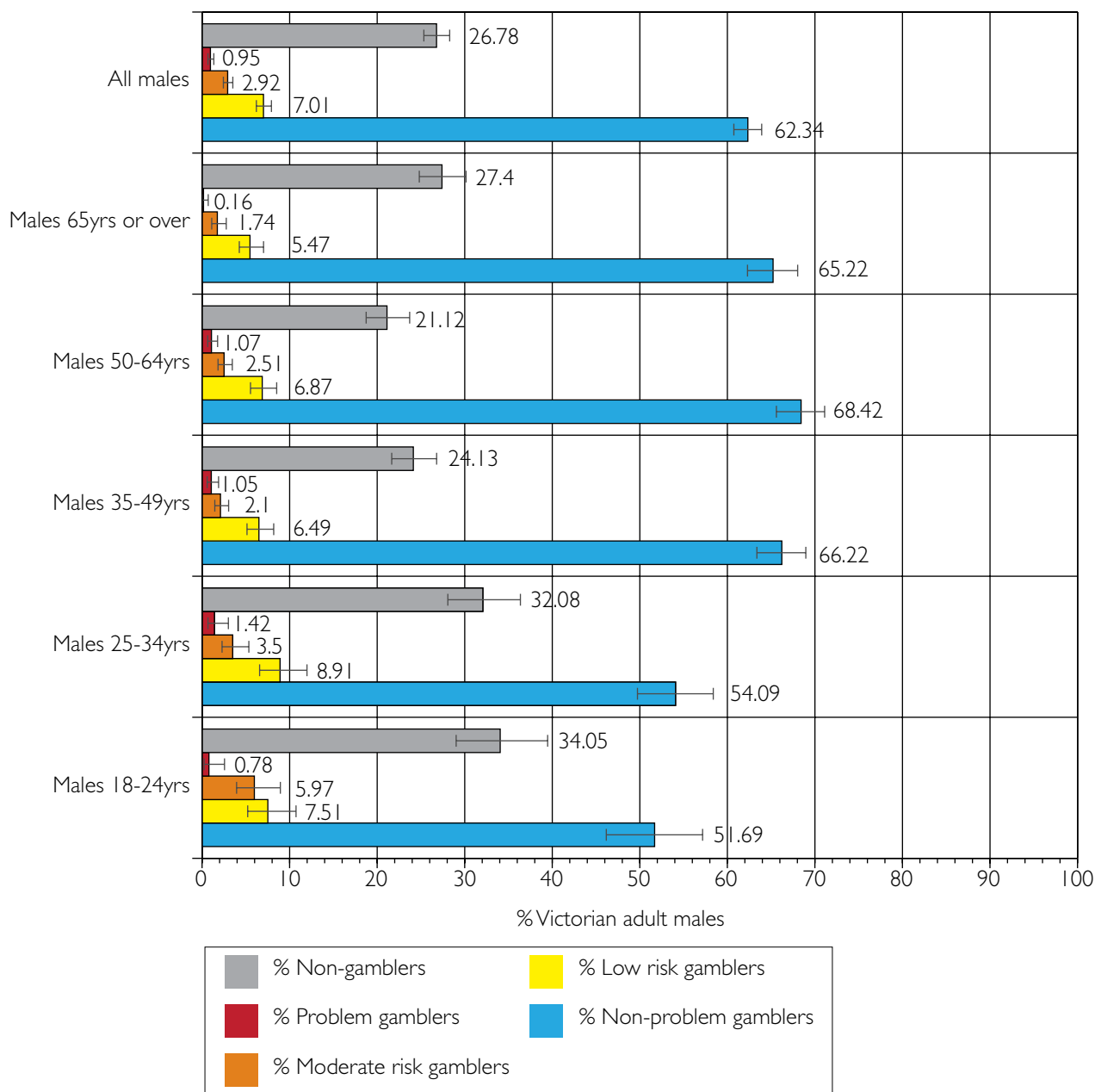
The lowest problem gambling prevalence is for males and females who are 65 years or older (respectively 0.16% and 0.27%). Males aged 18 to 64 show a higher propensity towards problem gambling than females in the same age range.

FIGURE B. PREVALENCE OF PROBLEM GAMBLING IN VICTORIAN ADULT FEMALES – BY AGE (N=15,000 INCLUDING 9,150 FEMALES – JULY-OCTOBER 2008)<sup>a</sup>



a. Question – Based on Score on Canadian Problem Gambling Severity Index (Base:Victorian adult females)

FIGURE C. PREVALENCE OF PROBLEM GAMBLING IN VICTORIAN ADULT MALES – BY AGE  
 (N=15,000 INCLUDING 5,850 MALES – JULY-OCTOBER 2008)<sup>a</sup>



a. Question – Based on Score on Canadian Problem Gambling Severity Index (Base:Victorian adult males)